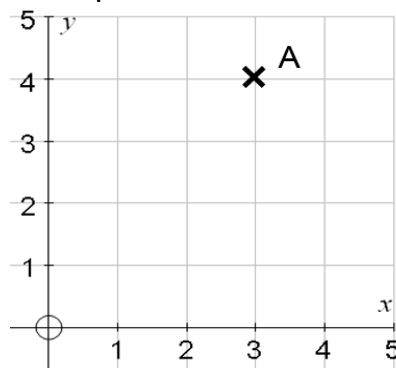


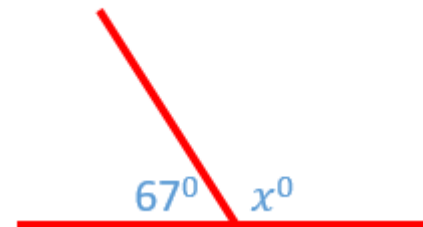
On the diagram below label a pairs of parallel lines



Write the coordinates for point A




Calculate the value of x



Calculate the following;

- (a) 1×1
- (b) 6×6
- (c) 10×10
- (d) 2×2
- (e) 5×5



BennettMaths
Engaging Learners
Grade 1 revision

Double the following numbers;

- (a) 6
- (b) 13
- (c) 17

Halve the following numbers;

- (a) 8
- (b) 24
- (c) 18

Write down the value of the numbers underlined

- (a) 348
- (b) 14.25
- (c) 15401

What do the angles in the following shapes add up to?

- (a) Triangle
- (b) Rectangle
- (c) Square

Calculate the range of the following numbers;

- (a) 1, 4, 6, 7, 9, 10
- (b) 2, 4, 6, 8, 10
- (c) 5, 5, 6, 7, 8, 25